
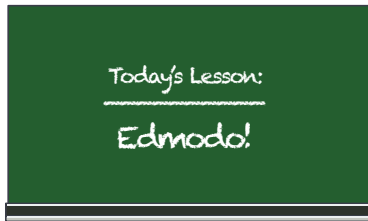




A teacher's guide to
Edmodo



edmodo.com



Have questions about Edmodo?

The best advice comes from people who've been there. With resources created by real teachers, our Help Center is here to offer you real support.

support.edmodo.com



You're ready to harness the power of technology in your classroom.

Edmodo is here to be your trusty sidekick.

We think educators are superheroes in disguise and want to help you save the day when you're out there doing a world of good. The world's largest K-12 network, Edmodo empowers you to build relationships with your students in an environment they know and love, collaborate with other teachers to improve learning outcomes, and discover new resources that unlock the full potential of your classroom and your own professional development.

This guide will show you how simple it can be to use Edmodo to:

Connect

Assess

Personalize

Engage



Get Started

Sign Up for Edmodo

If you want to leap educational technology in a single bound, it's important to build up the right momentum. Edmodo gives you a running start when you:

1. **Create a teacher account.** Available online and for Android™, iOS®, and Windows®, Edmodo is free for teachers and students, and always will be.
2. **Identify your school.** Every superhero has a base of operations. Tell us where yours is located and find other superheroes in your midst.
3. **Complete your profile.** Upload a photo, share your backstory, and reveal your true identity to our worldwide community!

Once you're set up, you have access to everything you need to supercharge your classroom and your teaching.



Superhero Secret:

[Download Edmodo for your mobile device](#) and experience the power of edtech on the go, whenever and wherever you want.

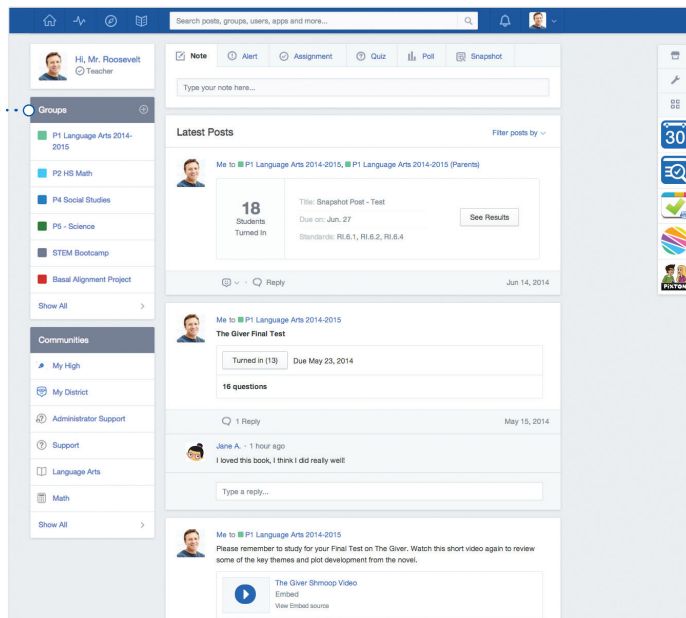
Connect

Create Online Classrooms

To make the most of technology, you need an online command center. When you [create a Group on Edmodo](#), it's easy to take learning beyond the classroom.

1. Click ⊕ then “Create” in the Groups column on your Edmodo homepage
2. Enter a Group name, grade level, and subject area
3. Repeat for as many Groups as you'd like; there's no limit to the learning on Edmodo

Groups are a great way to get your classroom connected and increase sharing, engagement, participation, and self-expression—all in a private, closed setting.



Invite Your Students

Make everyone in class feel like they're part of your latest mission. Ask all your students to join your Group—one so exclusive, only those who know the secret protocol can belong.



Group Code. A unique, six-character code that automatically adds students to its respective Group. [Codes lock in 14 days](#) (but can still be used as a [join request](#)) to help keep your superhero headquarters as safe and secure as possible.



Join URL. A one-of-a-kind web address that gives you complete control over who gets added to a Group. URLs never change and allow you to [moderate and approve individual requests to join](#).

Whichever way you decide to recruit your students, you can use both to [help students sign up for Edmodo](#), or [have students join from an existing account](#).



Superhero Secret:




Only distribute your Group Code or Join URL within your classroom, and [lock your Group Code](#) once all members have joined. Keeping unlocked codes off public websites, blogs, and social media keeps you in control of who joins your Group.

Assess



Gauge Student Growth

With tips to manage homework, enter grades, and see where students stand—all in one place—Edmodo will make you feel like you really do have superpowers.

-  **Assignments.** Say goodbye to that stack of papers on your desk. You can post lessons and have students turn them in on Edmodo, all with a couple clicks of a button.
-  **Quizzes.** Create your own assessments in a variety of ways: multiple choice, true/false, fill in the blank, and more. Then, sit back while Edmodo does all the grading.
-  **Progress.** Give grades and feedback in an instant. When students turn in homework, this is your one-stop-spot to monitor and manage their progress.

You can also [award Badges](#) to recognize performance, achievements, or for any occasion that inspires students to take their learning up, up, and away!

Progress / 5th Graders




Grades | Badges | Insights

Add a Badge to this Group

Student	Total	Bravo!	Completed	Gamestar/Edmodo	Treasure Map
Jamie Benson	3/4	✓	✓		✓
Liam Boyle	3/4	✓		✓	✓
Anne Brandis	3/4	✓	✓		✓
Jonah Buttons	2/4		✓	✓	
Charlie Chaplin	2/4		✓		✓
Kynedi Johnson	2/4	✓			✓
Yousra Kamoona	2/4		✓	✓	

Assess in a Snap

Even a superhero wouldn't describe teaching Common Core or other state standards as "quick and easy." [Edmodo Snapshot](#) helps you gauge student mastery of grades 3-12 Math and ELA with:

-  **Thousands of standards-aligned items.** All you have to do is [pick your standard\(s\)](#). Snapshot takes care of the rest, instantly creating formative micro-assessments.
-  **Quick and easy classroom scheduling.** You [decide when and where to use Snapshot](#). Its flexibility makes it easy to integrate into your classroom's current workflow.
-  **Real-time analytics and recommendations.** Snapshot gives you [immediate, actionable feedback](#) and suggests standards-aligned resources.

With smart quizzes and instant analytics, Snapshot practically does the work for you and helps take the guessing out of assessing—all for free!



Superhero Secret:

Use Snapshot at the beginning of a new grading period to see what your students know (and what they don't). Snapshot is great as a warm-up, exit ticket, or both, so you know which lessons are making an impression and where students need more of your attention.

Personalize

Set the Standard

Superheroes protect individuals and look out for the entire community. Empower students and the educators next door to strive for standards mastery with:

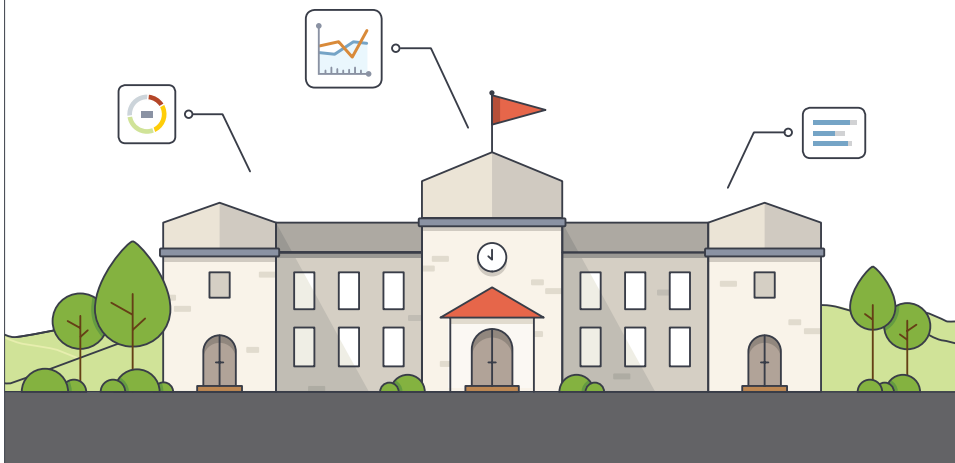


Snapshot for Schools. Get the support you need at the school and district level by introducing Snapshot to your admin and other teachers.



Snapshot Content Recommendations. Review key concepts and close learning gaps with free, standards-aligned resources.

When you encourage your entire school to improve learning outcomes, you help make every classroom anything but standard.



Make Learning Personal

Every superhero knows knowledge really is power. Now that you understand what you have to work with and what students need to work on, you can tailor your lesson plans with:



Small Groups. Organize students into study or project-based Groups, create targeted assessments for one student or several, and foster collaboration to improve outcomes.



Resource Posts. Distribute follow-up materials and initiate discussions; attach links, images, folders, and more from your computer, Edmodo Library, or [Google Drive](#).



Educational Apps. Find valuable and engaging teaching tools in the [Edmodo Store](#), stocked with hundreds of free and premium apps for multiple grade levels and subjects.

With everything on one platform, Edmodo reinforces and enhances what you're already doing in the classroom, so all you have to focus on is teaching.



Superhero Secret:

Use apps to gamify learning, review concepts, and help students understand new material in a fun, interactive way. Apps on Edmodo are connected to its core features and can be integrated directly into Groups, assignments, and more.

Engage

Keep Students Captivated

Kids already love and understand technology. If trying to keep up feels like your own personal kryptonite, here are some ideas to help you get started:



Send a Note. Post a message to your Group and initiate a collaborative discussion by asking students to [type a Reply](#) and/or [share Reactions](#).

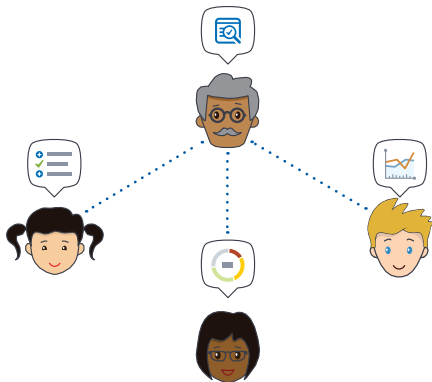


Conduct a Poll. Want to know what students think of a current event, or today's lunch special? You can ask for their opinions and [view Poll results](#) right on Edmodo.



Build a digital Library. Store, organize, and share unlimited files, links, and more. Everything is always available to lend or borrow—no due dates or quiet zones required.

When you tap into the power of learning made social, students get hooked and you have a way to keep them engaged in and out of the classroom.



Superhero Secret:

Set expectations, establish parameters around appropriate content, and implement guidelines for posting behavior and etiquette. Find information on best practices, digital citizenship, and more, in our [Classroom Rollout Resources](#).

Build Your PLN

Form alliances within our worldwide league of education superheroes. Connect, collaborate, and share to power up your professional learning network.



Follow Communities. Ask questions and get answers, ideas, and connections for a variety of subject areas and topics at every grade level.



Discover resources. There are other teachers out there, just like you. Find and borrow lesson plans, activities, and more for your classroom.



Create and join PD Groups. Educators are students, too. Use Edmodo to get (or give) advice and support to fuel your professional growth.

With a network that stretches from California to Cambodia, Edmodo offers help and perspective from the people who know you best: other teachers (ahem, superheroes).

.....

You may not have a mask or a cape (or, do you?), but now you know how to harness the power of technology in your classroom.

So go out there and exert your most extraordinary power of all: **shaping the future.**

